

**XXS mini 55BT****CHARACTERISTICS**


• Designed for the maintenance and deep cleaning of large areas with a very important reduction of cleaning cost • Very compact size and great maneuverability like walk behind models: suited for maintenance cleaning • 28 kg of constant pressure on the brushes • Great working autonomy (3.5h) thanks to the possibility to use 2 batteries 12 V 105 Ah and to rear wheel-drive • Large load tank capacity, resulting in reduced numbers of stops and maximum use of battery for effective operation of the machine • Ergonomic steering wheel of new design with user friendly controls and digital display • Easy access to electrical components • Inspection cover for fast and easy cleaning and sanitification of dirt water tank • Automatic device that stops brushes and detergent water outflow when the machine is stationary • Self-levelling brush plate • Automatic detergent dosing system (optional) • USB socket for mobile charging (optional) • Front working led light (optional) • Float filling system with aquastop (optional) • Hose filling system (optional)

**TECHNICAL DATA**


	XXS mini 55BT	XXS mini 55BT	XXS mini 55BT
code	37035-00001	37035-00027	37035-00003
power supply	24V	24V (Battery charger included)	24V (Battery and Battery charger included)
scrubbing/squeegee width	550/650mm	550/650mm	550/650mm
max working capacity	3000 m <sup>2</sup> /h	3000 m <sup>2</sup> /h	3000 m <sup>2</sup> /h
solution tank capacity	70 l/18.4 gal	70 l/18.4 gal	70 l/18.4 gal
recovery tank capacity	75 l/19.8 gal	75 l/19.8 gal	75 l/19.8 gal
traction	rear wheel-drive/300 W	rear wheel-drive/300 W	rear wheel-drive/300 W
RPM/pressure on the brushes	150/22 kg / 330.6/48.5 lbs	150/22 kg / 330.6/48.5 lbs	150/22 kg / 330.6/48.5 lbs
brush motor power	1 X 380 W	1 X 380 W	1 X 380 W
max gradient empty/full tank	13%/10%	13%/10%	13%/10%
depression/vacuum motor	1300 mmH <sub>2</sub> O/400 W	1300 mmH <sub>2</sub> O/400 W	1300 mmH <sub>2</sub> O/400 W
dimension (cm)/weight	117x65x118/128 kg	117x65x118/131 kg	117x65x118/200 kg

**PLUS**


New control panel with electronics ready for FMS system



Large and easily inspectable tank







Chemical dispenser tank (optional)








Brush plate with automatic release and reattachment. Squeegee in protected position

**STANDARD EQUIPMENT**

 <ul style="list-style-type: none"> <li>• 10002-14574 PP brush Ø 533 mm - 21"</li> </ul>	 <ul style="list-style-type: none"> <li>• 00005-02370 Front squeegee blade L704 mm Th. 3mm</li> <li>• 00005-02371 Oil-proof PU rear squeegee blade L736 mm Th. 3mm</li> </ul>	 <ul style="list-style-type: none"> <li>• 00056-00108 On-board battery charger kit 24V 15A/20A (only for code models 37035-00027/37035-00003)</li> </ul>	 <ul style="list-style-type: none"> <li>• 2 x 00055-00180 GEL Battery 12V 106A/C5-125A/C20 (only for code model 37035-00003)</li> </ul>	
---	--	---	--	--

**OPTIONAL**

 <ul style="list-style-type: none"> <li>• 00056-00109 battery charger 24V 30A 180-240VAC Li-PO4 AND. 80A</li> </ul>	 <ul style="list-style-type: none"> <li>• 00005-02631 Polyurethane front blade L704 TH.3 Sh.40</li> <li>• 00005-02371 Polyurethane rear blade L736 TH.3 Sh.40</li> </ul>	 <ul style="list-style-type: none"> <li>• 10002-14572 Tynex brush Ø 533 mm-21"</li> <li>• 10002-14571 PP 03 brush Ø 533 mm-21"</li> <li>• 10002-14573 PES brush Ø 533 mm-21"</li> </ul>	 <ul style="list-style-type: none"> <li>• 10002-14570 EWU drive disc Ø 505 mm-20"</li> </ul>	 <p>(kit 5 pz)</p> <ul style="list-style-type: none"> <li>• 10001-09915 - Ø 533 mm-21"- beige</li> <li>• 10001-09920 - Ø 533 mm-21"- green</li> <li>• 10001-09925 - Ø 533 mm-21"- black</li> </ul>
<ul style="list-style-type: none"> <li>• 00014-01349 Filling tube L=1.7m</li> </ul>	<ul style="list-style-type: none"> <li>• 00008-01515 Filling kit with aquastop system</li> </ul>			